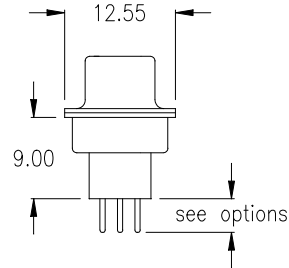
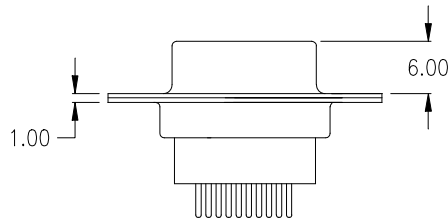
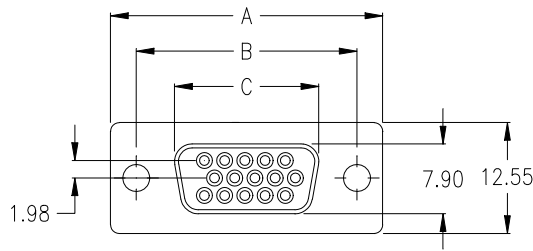


female



Ordering Code

SHF - xxx - B111 - 55 / XXX

No. of contacts

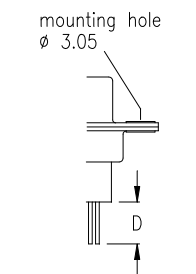
Option

Plating: -55 = gold

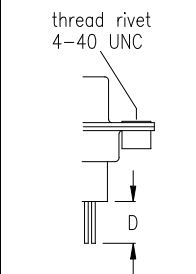
General Specification page 72

No. of contacts	Dimension		
	A	B	C
015	30.81	24.99	16.33
	1.213	.984	.643
026	39.14	33.32	24.66
	1.541	1.312	.971
044	53.04	47.04	38.38
	2.088	1.852	1.511
062	69.32	63.50	54.84
	2.729	2.500	2.159

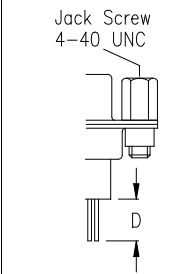
Options



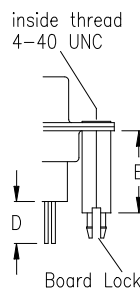
Standard:  
**T0** if „D“ = 5.30mm  
On request:  
**T02** if „D“ = 3.80mm



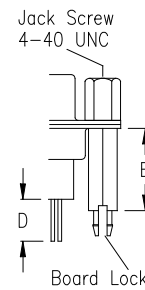
Standard:  
**T** if „D“ = 5.30mm  
On request:  
**T2** if „D“ = 3.80mm



Standard:  
**TJ** if „D“ = 5.30mm  
On request:  
**TJ2** if „D“ = 3.80mm



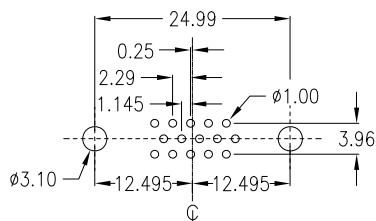
**BR**



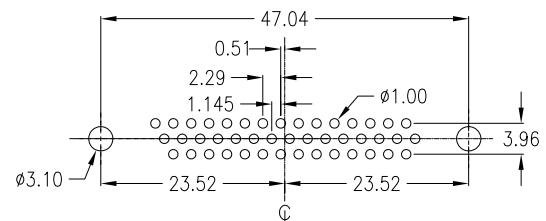
**BRJ**

D	E	Option
3,80	9,60	<b>1</b>
5,30	11,00	<b>2</b>
7,20	12,70	<b>3</b>
7,40	13,50	<b>5</b>

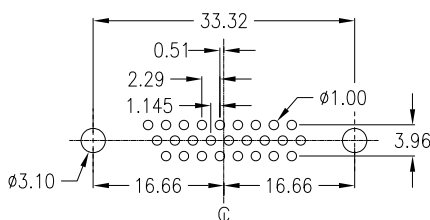
PCB Layout „female“



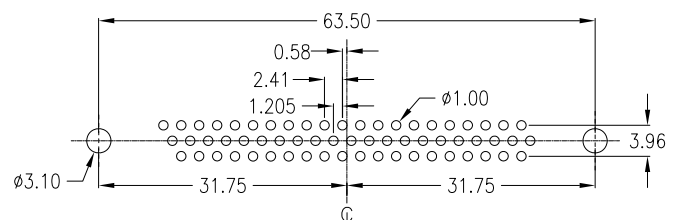
15 pin



44 pin



26 pin



62 pin