

**Ordering Code**

**SDF - xxx - B111 - 95 / XXX**

No. of contacts

Option

Plating: -95 = tin(leadfree)/gold

General Specification page 72

No. of contacts	Dimension		
	A	B	C
<b>009</b>	30.81 1.213	24.99 .984	16.33 .643
<b>015</b>	39.14 1.541	33.32 1.312	24.66 .971
<b>025</b>	53.04 2.088	47.04 1.852	38.38 1.511
<b>037</b>	69.32 2.729	63.50 2.500	54.84 2.159

**Options**

mounting hole  
Ø 3.05

thread rivet  
4-40 UNC

Jack Screw  
4-40 UNC

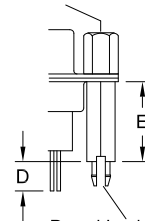
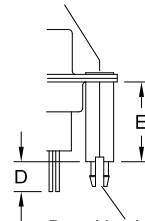
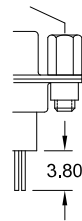
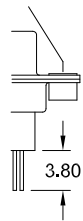
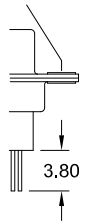
inside thread  
4-40 UNC

Jack Screw  
4-40 UNC

D ±0.20

E

**Option**



3,20	12,70	<b>1</b>
3,50	11,00	<b>2</b>
3,20	14,50	<b>4</b>
4,20	13,50	<b>5</b>

**T0**

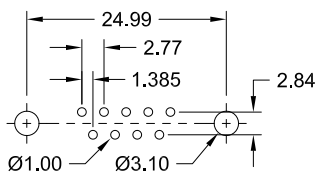
**T**

**TJ**

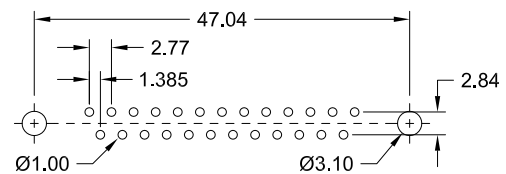
**BR**

**BRJ**

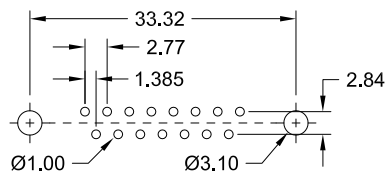
**PCB Layout „female“**



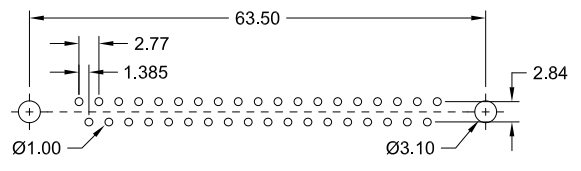
9 pin



25 pin



15 pin



37 pin