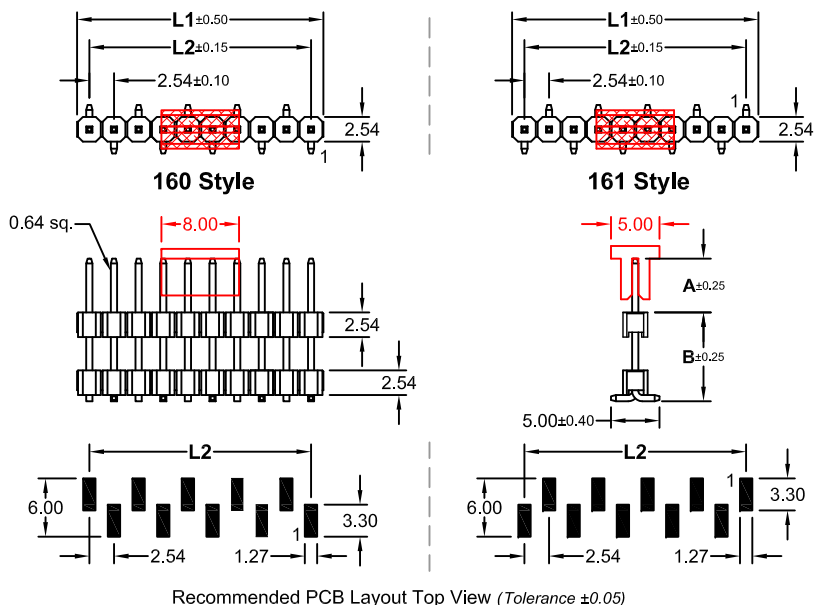
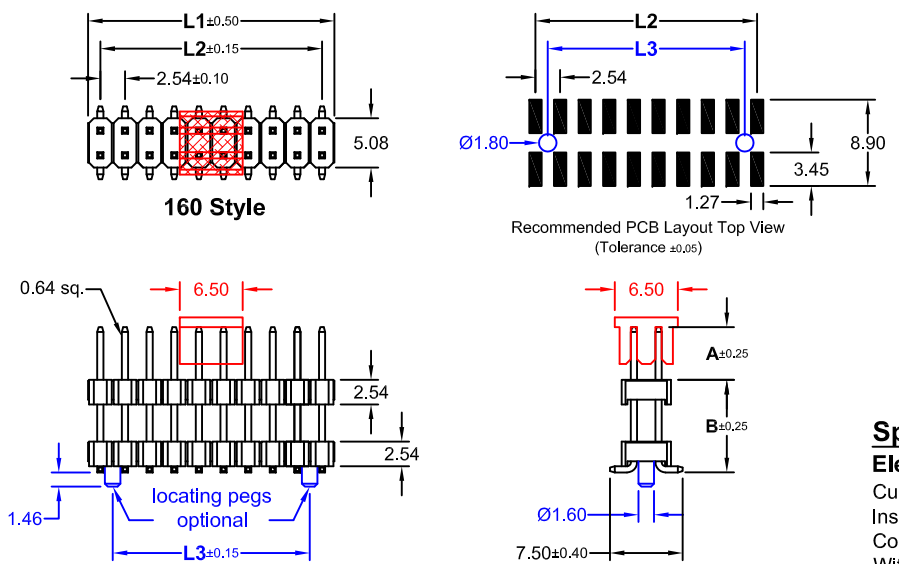


No. of Pins		Dimension (mm)		
Single Row	Dual Row	L1	L2	L3
002	004	5,08	2,54	
003	006	7,62	5,08	2,54
004	008	10,16	7,62	5,08
005	010	12,70	10,16	7,62
006	012	15,24	12,70	10,16
007	014	17,78	15,24	12,70
008	016	20,32	17,78	15,24
009	018	22,86	20,32	17,78
010	020	25,40	22,86	20,32
011	022	27,94	25,40	22,86
012	024	30,48	27,94	25,40
013	026	33,02	30,48	27,94
014	028	35,56	33,02	30,48
015	030	38,10	35,56	33,02
016	032	40,64	38,10	35,56
017	034	43,18	40,64	38,10
018	036	45,72	43,18	40,64
019	038	48,26	45,72	43,18
020	040	50,80	48,26	45,72
021	042	53,34	50,80	48,26
022	044	55,88	53,34	50,80
023	046	58,42	55,88	53,34
024	048	60,96	58,42	55,88
025	050	63,50	60,96	58,42
026	052	66,04	63,50	60,96
027	054	68,58	66,04	63,50
028	056	71,12	68,58	66,04
029	058	73,66	71,12	68,58
030	060	76,20	73,66	71,12
031	062	78,74	76,20	73,66
032	064	81,28	78,74	76,20
033	066	83,82	81,28	78,74
034	068	86,36	83,82	81,28
035	070	88,90	86,36	83,82
036	072	91,44	88,90	86,36
037	074	93,98	91,44	88,90
038	076	96,52	93,98	91,44
039	078	99,06	96,52	93,98
040	080	101,60	99,06	96,52

Single Row - SP1 Series



Dual Row - SP2 Series



REV.	DESCRIPTION	DATE	DRAWN
A	New	08.04.2008	Lyndon
A8	Add Pin code "16x/50"	02.02.2018	Cherry
A9	Add Pin code "16x/51"	02.03.2018	Cherry
A10	general update	25.02.2019	Ronny

Order Code
SPx-xxx-HX16x/xx-xx X

Rows
Single Row = 1
Dual Row = 2

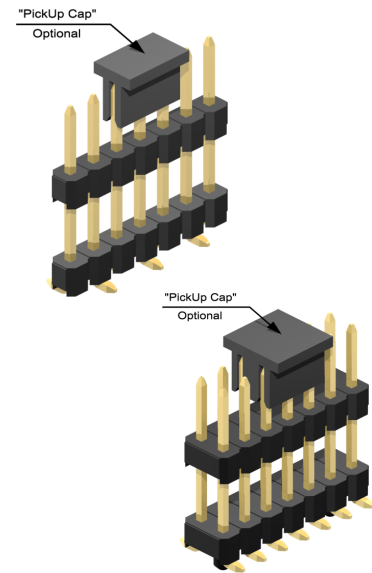
No. of Pin
Single Row = 002 to 040
Dual Row = 004 to 080

Option
without "locating pegs"
A = Tube; with PickUp Cap
B = Reel; with PickUp Cap

with "locating pegs"
C = Tube; without PickUp Cap
D = Tube; with PickUp Cap
E = Reel; with PickUp Cap

Pin code
See Table on sheet 2/2

Material
PA6T = H
PA9T = HN



Available reel packing:
DIM "A"+"B" = 20.00mm max.
DIM "L2" = 80.00mm max.
Availability subject to E-tec's final confirmation.

- Plating
- 55 = Gold flash (Standard)
 - 66 = 10µ" Gold
 - 77 = 15µ" Gold
 - 88 = 30µ" Gold
 - 99 = Tin
- Duplex plating
- 95 = Tin/Gold flash
 - 96 = Tin/10µ" Gold
 - 97 = Tin/15µ" Gold
 - 98 = Tin/30µ" Gold



Material
Contact: Brass
Plating: Gold, Tin or Duplex
*Duplex = Tin on solder, Gold on contact area
Insulator: PA6T or PA9T (black) UL 94V-0

Operating temperature: -40°C to +105°C
Processing temperature: +250°C +/-5°C for 5 seconds

Specifications
Electrical
Current rating: 3A
Insulation resistance: 1000MΩ min.
Contact resistance: 20mΩ max.
Withstanding voltage: 500V AC / Minute

E-tec 2019 © - all rights reserved www.e-tec.asia



UNIT	mm	GENERAL TOLERANCE		DRAWN	DATE	DWG. NO.	SHEET 1/2
SCALE	Free	X.° ±	X. ±	Lyndon	08.04.2008	SP-H16	REV. A10
		.X° ±	.X ±	Hogi	25.02.2019	SERIES NO.	
		.XX° ±	.XX ± 0.25	APPROVE	DATE	SPx-xxx-HX16x/xx-xxX	
		.XXX° ±	.XXX ±	Hogi	25.02.2019		

Board Spacer Pin Header
2.54mm Pitch -SMT- Straight
Single & Dual Row

Pin code	Dimension mm		Pin code	Dimension mm		Pin code	Dimension mm	
	A	B		A	B		A	B
160/01	6,00	11,40	160/36	6,50	10,40	161/01	6,00	11,40
160/02	4,50	17,00	160/37	8,00	16,50	161/02	4,50	17,00
160/03	5,50	6,40	160/38	10,00	11,90	161/03	5,50	6,40
160/04	7,50	9,40	160/39	9,25	7,50	161/04	7,50	9,40
160/05	6,00	15,50	160/40	10,50	6,40	161/05	6,00	15,50
160/06	5,50	14,00	160/41	6,00	10,70	161/06	5,50	14,00
160/07	5,90	10,60	160/42	4,50	11,40	161/07	5,90	10,60
160/08	6,00	28,00	160/43	5,80	5,94	161/08	6,00	28,00
160/09	3,70	10,70	160/44	6,50	20,50	161/09	3,70	10,70
160/10	2,70	28,30	160/45	6,90	6,00	161/10	2,70	28,30
160/11	4,00	34,30	160/46	5,00	9,80	161/11	4,00	34,30
160/12	5,50	7,50	160/47	5,00	13,05	161/12	5,50	7,50
160/13	8,80	16,10	160/48	5,50	9,80	161/13	8,80	16,10
160/14	8,80	13,60	160/49	3,00	7,00	161/14	8,80	13,60
160/15	6,90	12,50	160/50	6,00	21,50	161/15	6,90	12,50
160/16	3,50	5,30	160/51	6,50	17,50	161/16	3,50	5,30
160/17	7,00	14,50				161/17	7,00	14,50
160/18	2,80	9,00				161/18	2,80	9,00
160/19	8,00	11,00				161/19	8,00	11,00
160/20	6,20	13,10				161/20	6,20	13,10
160/21	11,40	8,00				161/21	11,40	8,00
160/22	5,50	16,50				161/22	5,50	16,50
160/23	4,00	12,50				161/23	4,00	12,50
160/24	11,30	15,70				161/24	11,30	15,70
160/25	6,50	8,00				161/25	6,50	8,00
160/26	4,00	11,80				161/26	4,00	11,80
160/27	6,40	12,50				161/27	6,40	12,50
160/28	6,90	11,50				161/28	6,90	11,50
160/29	5,00	11,80				161/29	5,00	11,80
160/30	4,00	17,75				161/30	4,00	17,75
160/31	3,50	9,20				161/31	3,50	9,20
160/32	6,70	10,80				161/32	6,70	10,80
160/33	9,40	8,00				161/33	9,40	8,00
160/34	9,00	14,00				161/34	9,00	14,00
160/35	9,00	18,50				161/35	9,00	18,50

E-tec 2019 © - all rights reserved www.e-tec.asia



UNIT	mm	GENERAL TOLERANCE		
	SCALE	Free	X.° ±	X. ±
			.X° ±	.X ±
			.XX° ±	.XX ±
			.XXX° ±	.XXX ±

DRAWN	Lyndon	DATE	08.04.2008
CHECK	Hogi	DATE	25.02.2019
APPROVE	Hogi	DATE	25.02.2019

DWG. NO.	SP-H16/	SHEET 2/2
SERIES NO.	SPx-xxx-H16x/xx-xxX	REV. A10

Pin-Code for Board Spacer Pin Header
2.54mm Pitch -SMT- Straight
Single & Dual Row